

LED Bar Graph Display

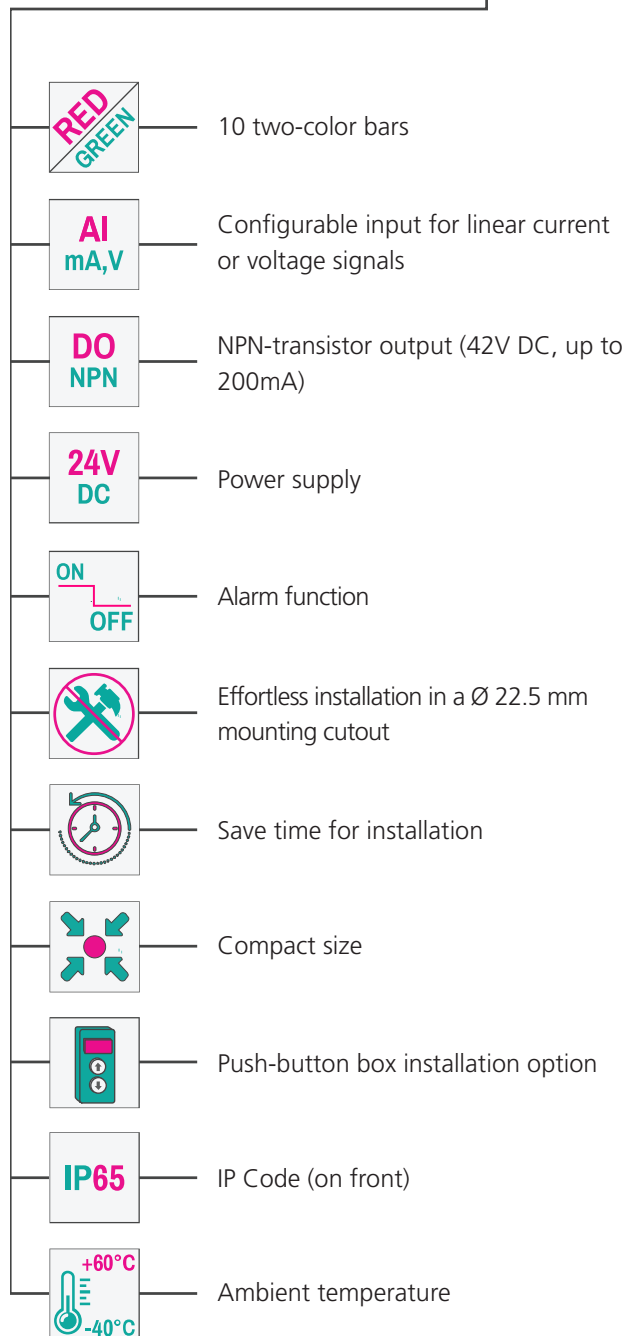


The ITP15 Bar Graph Display is a compact process indicator that is intended to visualize an analog input signal in the range from 0 to 100% with 10 bars 10% each. The input signal can be either a linear voltage signal of 0(2)-10 V or a current signal of 0(4)-20 mA.

Due to cylindrical form of the mounting part of the enclosure, the device can be positioned either vertically or horizontally without changing the mounting cutout. The ITP15 fits into a standard cutout of Ø22.5 mm. The cutouts of the same diameter are commonly used for mounting standard signal lamps or push buttons at control cabinets or panels.

Along with indication, a simple on-off control can be implemented with the NPN transistor output of the ITP15. This output can control a load of up to 200 mA, 42 VDC.

Functions and features:

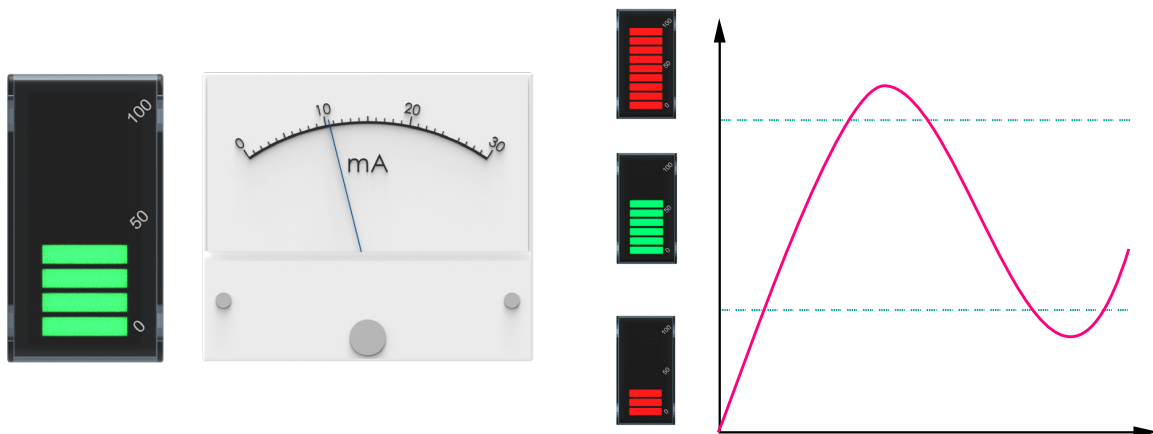

- Bar graph indication of the measured value
- Display range 0...100%
- 10 two-color bars (green/red) 10% each
- Configurable analog input (0-5 mA, 0(4)-20 mA, 0(2)-10 V)
- ON/OFF control with an NPN-transistor output
- 2 modes of blinking (fast/slow)
- Alarm settings



Technical Data:

Power supply	24 (10...30) V DC
Power consumption, max.	1 W
Input	1
Input signal	0-5 mA, 0(4)-20 mA, 0(2)-10 V
Sampling time	0.3 s
Input resistance	0-5 mA, 0(4)-20 mA \leq 120 ohm / 0(2)-10 V \geq 250 kohm
Output	1
Type	NPN transistor
Loading capacity	200 mA, 42 V DC
Bargraph	10 two-color bars (LED)
Bars color	red/green
Resolution	10 %
IP Code	front IP65, rear IP20
Dimensions	48 x 26 x 65 mm
Weight	approx. 30 g
Protection class	III
Ambient temperature	-40...+60 °C
Storage temperature	-25...+55 °C
Humidity	up to 80% (non-condensing)

The bars can change their color if the process value crosses the set points.

**Dimensions****Electrical connection:**