

MASS FLOW METERS

THF SERIES – Flow Rate & Totalizer LCD Display

– Flow Rate With or Without LCD Display

- ±1% Accuracy
- Linear Output
- Thermal Technology
- For Using in Non Corrosive Gas
- For Flow Rates up to 500 SLM
- Power Supply Included

The NEW-FLOW Thermal Mass Flow Meters provide high performance. Thermal Technology offers advantages in accuracy, sensitivity and turn quality components and the latest technology are combined to provide reliable, compact meters and controllers. The THF Series comes With or Without an LCD Display; or Flow Rate with Totalizer LCD Display. All models come with linear 0-5VDC and 4-20mA output. The THF Series measures the mass flow rate of gases in 4 ranges from 0-250 SLM to 0-500 SLM as shown in the range table.

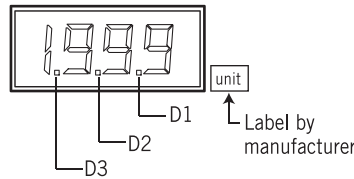


Technical Data

- Type:** Without LCD Display; Flow Rate with LCD Display; Flow Rate with LCD Display & Blue Back Lighted; Flow Rate with Totalizer LCD Display & Blue Back Lighted
- Wetted Parts Material:** Standard flowbody–SS316, option available O-ring– Viton
- Output Signal:** 0-5 VDC Linear min. load 1000Ω or 4-20 mA Linear, loop resistance 500Ω
- Input Power:** 24VDC standard; optional power supply 15VDC 115VAC, 220VAC @500mA
- Accuracy:** ±1% F.S. (including linearity)
- Turn Down Ratio:** 100:1
- Repeatability:** ±0.15% F.S. or Better
- Electric Connection:** 9 Pin Sub "D"
- Process Connection:** ½"NPT female
- Range:** 0-250 SLM to 0-500 SLM
- Minimum Pressure:** 100" H₂O
- Max. Pressure:** 500 psig
- Temperature Range:** 0~50°C
- Response Time:** 1 Second
- Temp. Coefficient:** 0.05% Full Scale per 1°C or Better
- Pressure Coefficient:** 0.01% Full Scale per PSIG or Better
- Flow Unit:** Kg, GAL, Nℓ, Nm³, cc, ℓ, M³
(Flow rate with LCD display: Label by manufacturer;
Flow rate with totalizer LCD display: Unit LCD display)
- Weight:** app. 2.45 kg with power supply
app. 2.59 kg with power supply & totalizer

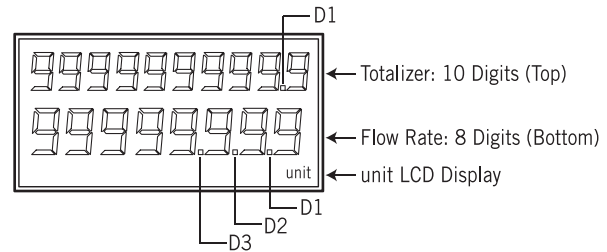
Display Digital Decimal Point Function

Flow Rate with LCD Display:



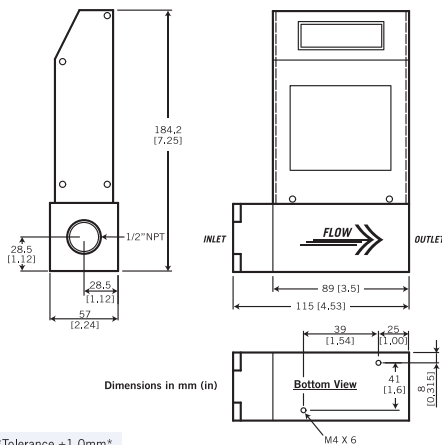
Range	Decimal Point
0 ~ 1.999	D3
2.0 ~ 19.99	D2
20.0 ~ 199.9	D1
200 ~ 1999	None

Flow Rate with Totalizer LCD Display :

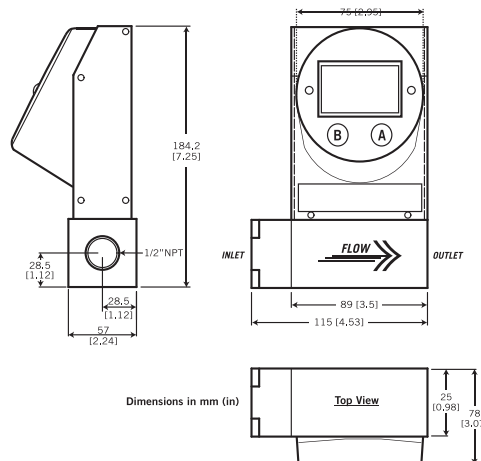


Dimensions

Flow Rate with LCD Display (without LCD available)



Flow Rate with Totalizer LCD Display



Tolerance ±1.0mm

Range Table

Code	SLM
00	0-250
01	0-300
02	0-400
03	0-500
04	*Custom Flow Rate

NOTE.

*Please notice that the max. flow rate is 500 SLM.

Ordering Information

THF	Code	Flow Range	
↓	00	0~250 SLM	
	01	0~300 SLM	
	02	0~400 SLM	
	03	0~500 SLM	
	04	*Custom range (please directly fill in the requested range)	
	↓	Code Wetted Parts Material	
		A	SS316 O option
	↓	Code Process Connection	
		1	½"NPT(F)
	↓	Code Display	
		W	Flow Rate with LCD Display
B		Flow Rate with LCD Display & Blue Back Lighted	
T		Flow Rate with Totalizer LCD Display & Blue Back Lighted	
O		Without LCD Display	
↓	Code Output Signal		
	(1) 0~5 VDC (2) 4~20mA		
↓	Code Input Power		
	(1) 24 VDC (2) 15 VDC		
↓	Code Power Supply for 24 VDC		
	(1) With (2) Without		
THF			
Complete Ordering Code			