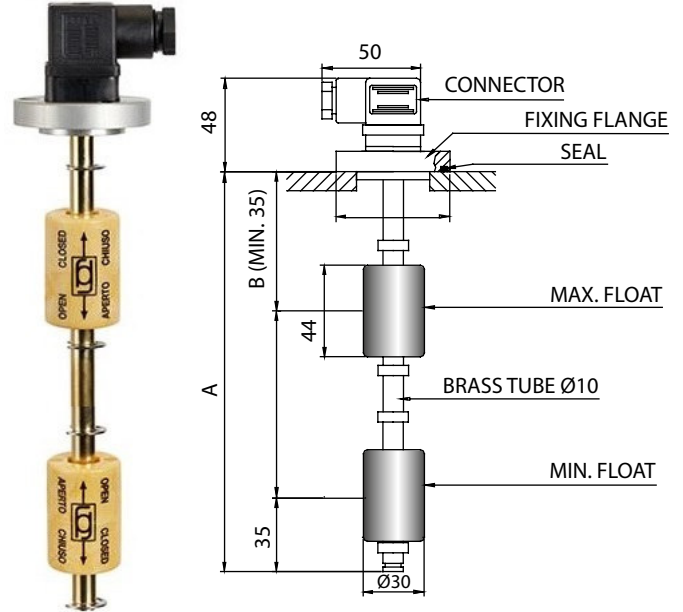
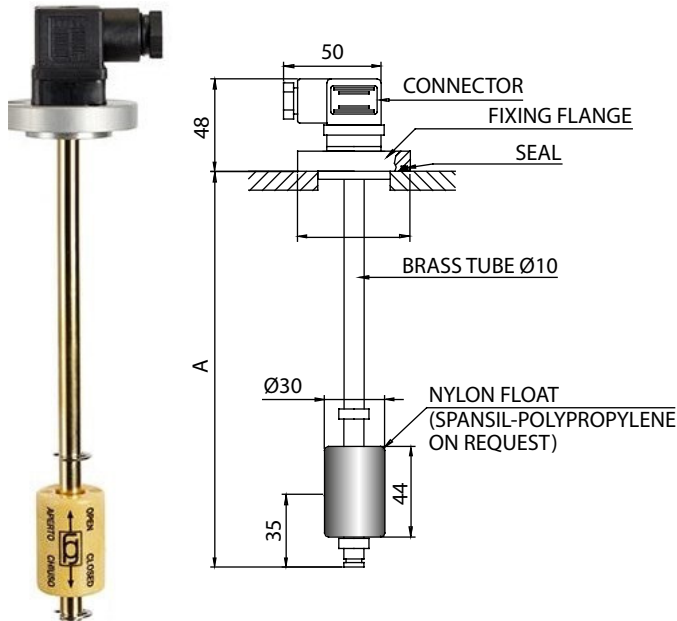


IEG-N1F
IEG-N2F

IEG-TCMM



ELECTROMAGNETIC LEVEL INDICATORS WITH ONE OR TWO CONTACTS AND FLANGED CONNECTION

USE:

Made to ensure, with maximum safety, the minimum or maximum level (IEG - N1F / N2F) or minimum and maximum (IEG - MMF).

Suitable for tanks containing liquids compatible with the brass tube, such as hydraulic and lubricant oils (with density not higher than 220 cSt), petroleum, etc.

OPERATION:

When the float of the indicator encounters the Reed switch at the pre-established point, the contact activated by the magnet housed in the float opens or closes, thus obtaining the possibility of sending a luminous or acoustic signal or activating or disconnecting any electrical equipment connected to it.

FITTING:

The indicator must be fitted in the vertical position, and the float must be at least 35mm from ferrous surfaces (walls, tanks, etc.).

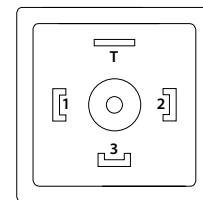
Flange seal is guaranteed by an oilproof synthetic rubber seal (neoprene).

NB:

The IEG - TCMM level indicator with SPDT (exchange) separate contacts or with one common, requires an aluminium connection head containing an adequate number of terminals for the use (5 or 6).



Connector CE
EN 175301-803-A
IP65 PG.9/11



MODEL	PIPE MATERIAL	CONNECTION	ELECTRICAL CONTACTS	ELECTRICAL CHARACTERISTICS					TEMPERATURE		MAX. PRESSURE
				POWER COMMUTABLE IN D.C.	POWER COMMUTABLE IN A.C.	CURRENT STRENGTH IN A.C.	COMMUTABLE VOLTAGE	PROTECTION	RANGE	TEFLON WIRES	
IEG - N1F	BRASS	ALUMINUM 		80 W	80 V.A.	1,3 A	250 VDC 250 VAC	IP 65	-20 +80 °C	-20 +120 °C	10 Bar
IEG - MMF											
IEG - N2F											